



ಬೃಹತ್ ಬೆಂಗಳೂರು ಮಹಾನಗರ ಪಾಲಿಕೆ  
Bruhat Bengaluru Mahanagara Palike



# BBMP COVID-19 WAR ROOM 12.12.2021



# ABSTRACT OF COVID-19 CASES IN BENGALURU



	MALE	FEMALE	TRANSGENDER	MALE	FEMALE	TRANSGENDER	TOTAL	
	Last 24 Hours	Last 24 Hours	Last 24 Hours	Cumulative	Cumulative	Cumulative	Last 24 Hours	Cumulative
<b>Positive Cases</b>	112	93	0	7,51,578	5,07,171	155	<b>205</b>	<b>12,58,904</b>
<b>Recovered Cases</b>	72	75	0	7,38,752	4,98,035	149	<b>147</b>	<b>12,36,936</b>
<b>Death Cases</b>	1	2	0	10,354	6,008	4	<b>3*</b>	<b>16,366</b>
<b>Total Tests Done</b>	<b>In Last 24 hrs : 42,019</b>			<b>Cumulative : 2,31,22,390</b>				
<b>ACTIVE CASES</b>				<b>5,602</b>				

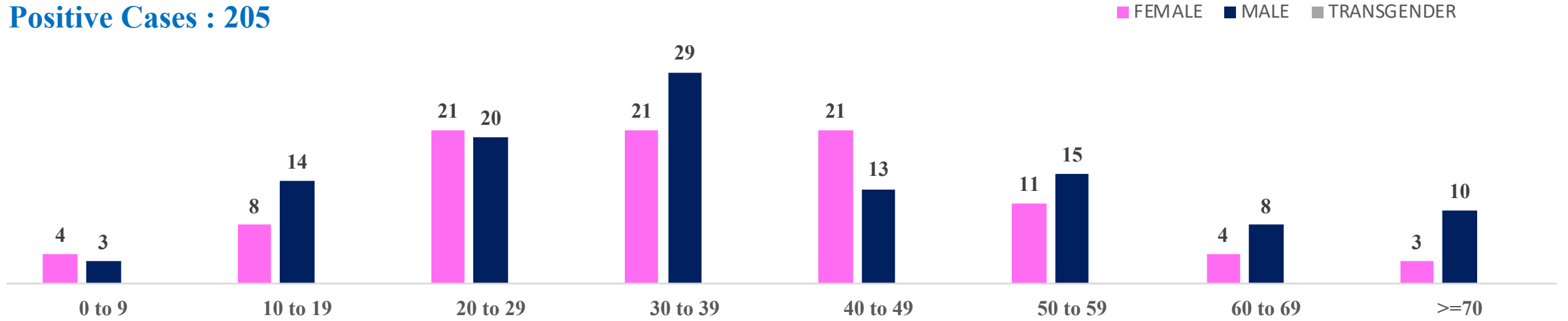
\*Covid deaths occurred today : 00 | Covid deaths occurred beyond last 24 hrs., reported today : 03



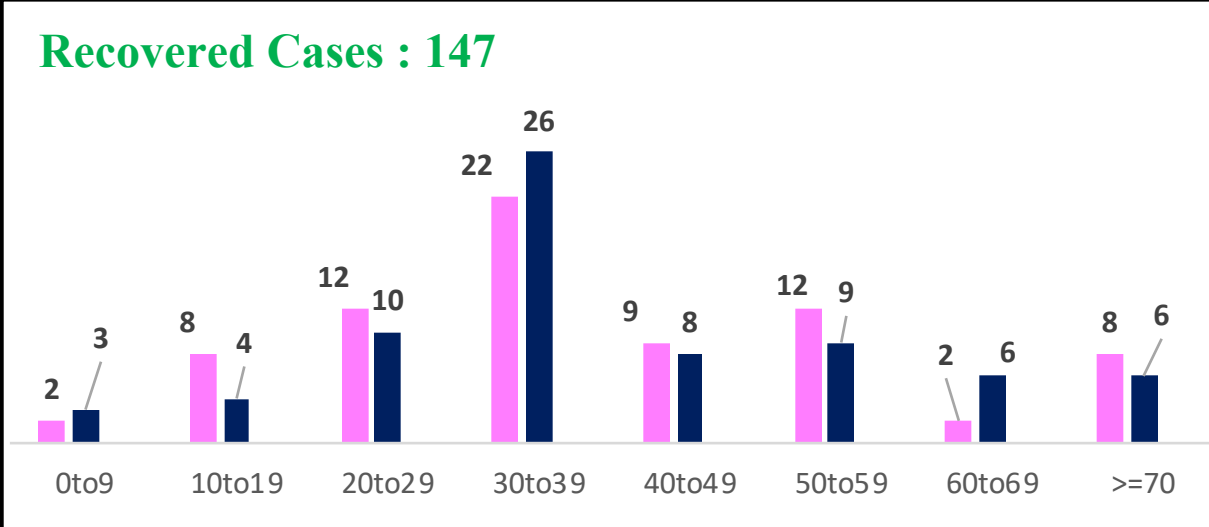
# LAST 24 HOURS AGE GROUP AND GENDER WISE DISTRIBUTION




## Positive Cases : 205



## Recovered Cases : 147



## Death Cases : 3





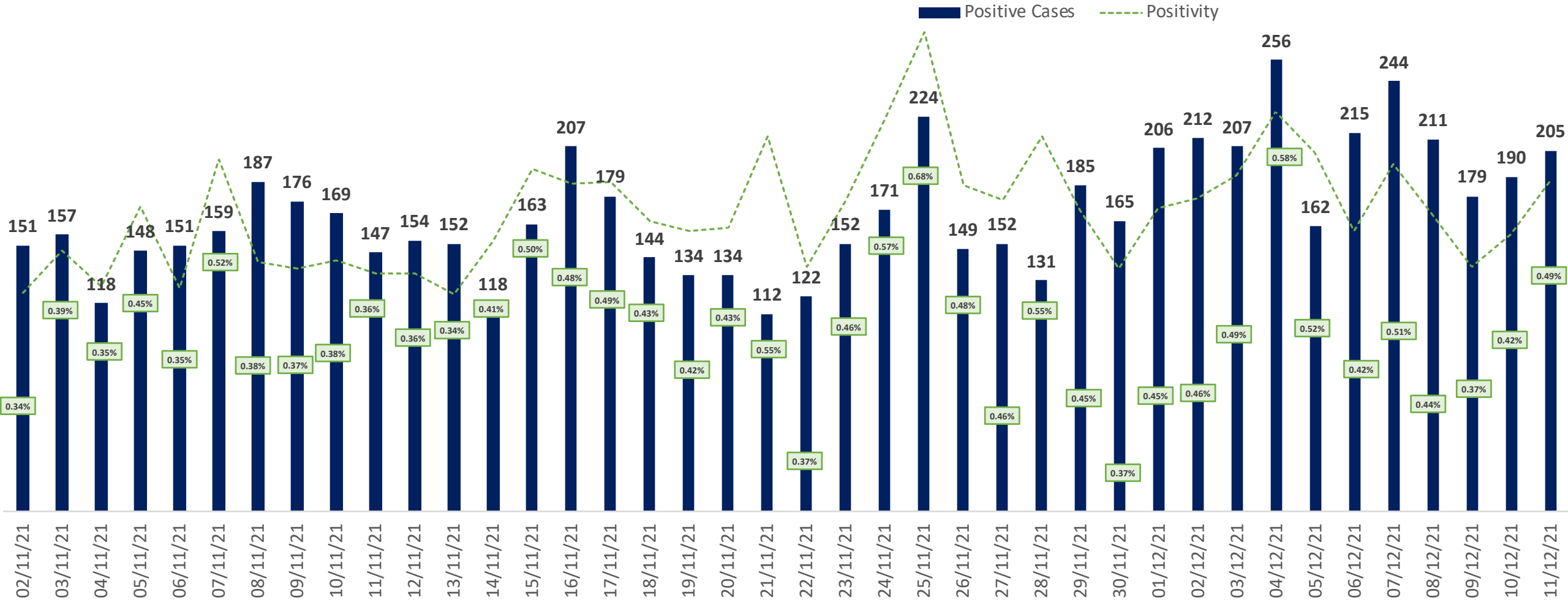
# SNAPSHOT OF BENGALURU COVID-19 CASES IN LAST 8 WEEKS



	17-10-2021 To 23-10-2021	24-10-2021 To 30-10-2021	31-10-2021 To 06-11-2021	07-11-2021 To 13-11-2021	14-11-2021 To 20-11-2021	21-11-2021 To 27-11-2021	28-11-2021 To 04-12-2021	05-12-2021 To 11-12-2021
<b>Total Positive Cases</b>	1,289	1,165	959	1,144	1,079	1,082	1,362	1,406
<b>Total Recovered Cases</b>	1,576	1,093	1,112	892	1,870	1,587	1,497	920
<b>Total Death Cases</b>	34	37	8	17	11	6	16	20
<b>Case Fatality Rate</b>	2.64%	3.18%	0.83%	1.49%	1.02%	0.55%	1.17%	1.42%
<b>Total Tests Conducted</b>	3,16,051	3,11,364	2,64,128	2,99,177	2,37,332	2,12,581	2,86,831	3,12,611
<b>Positivity Rate</b>	0.41%	0.37%	0.36%	0.38%	0.45%	0.51%	0.47%	0.45%

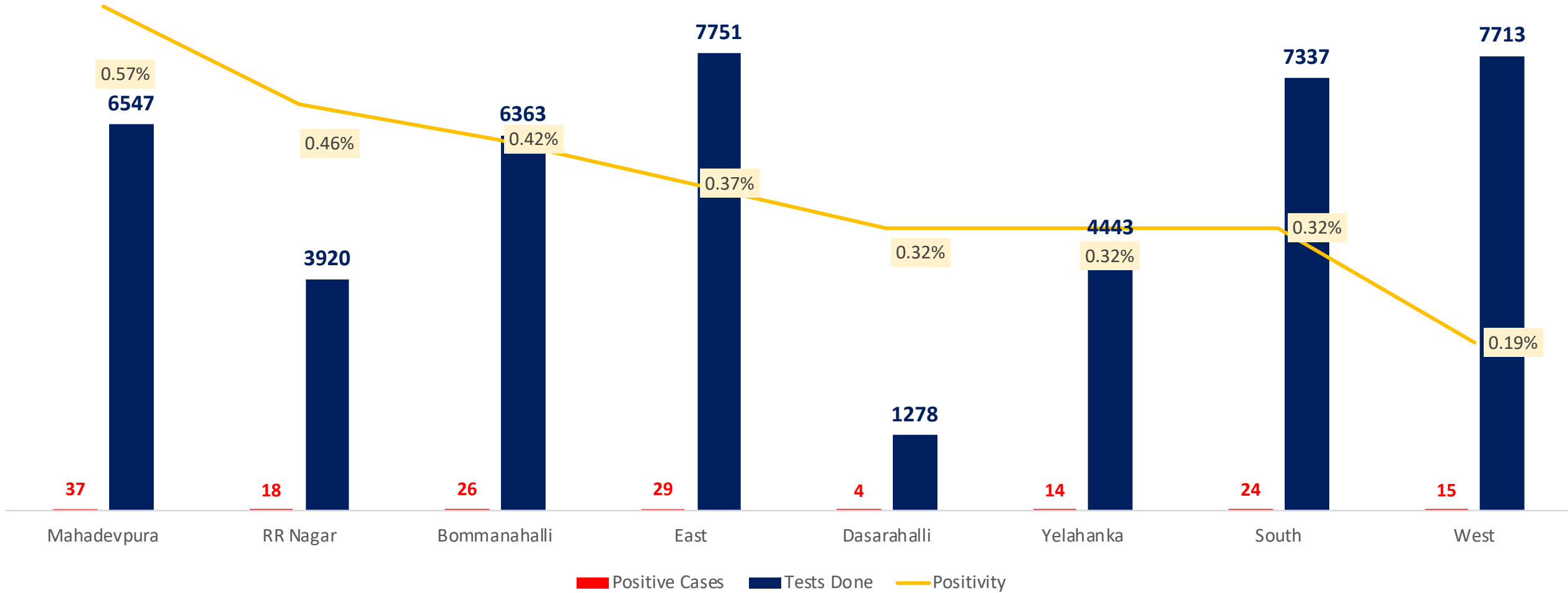


# POSITIVITY RATE OF BENGALURU – LAST 40 DAYS



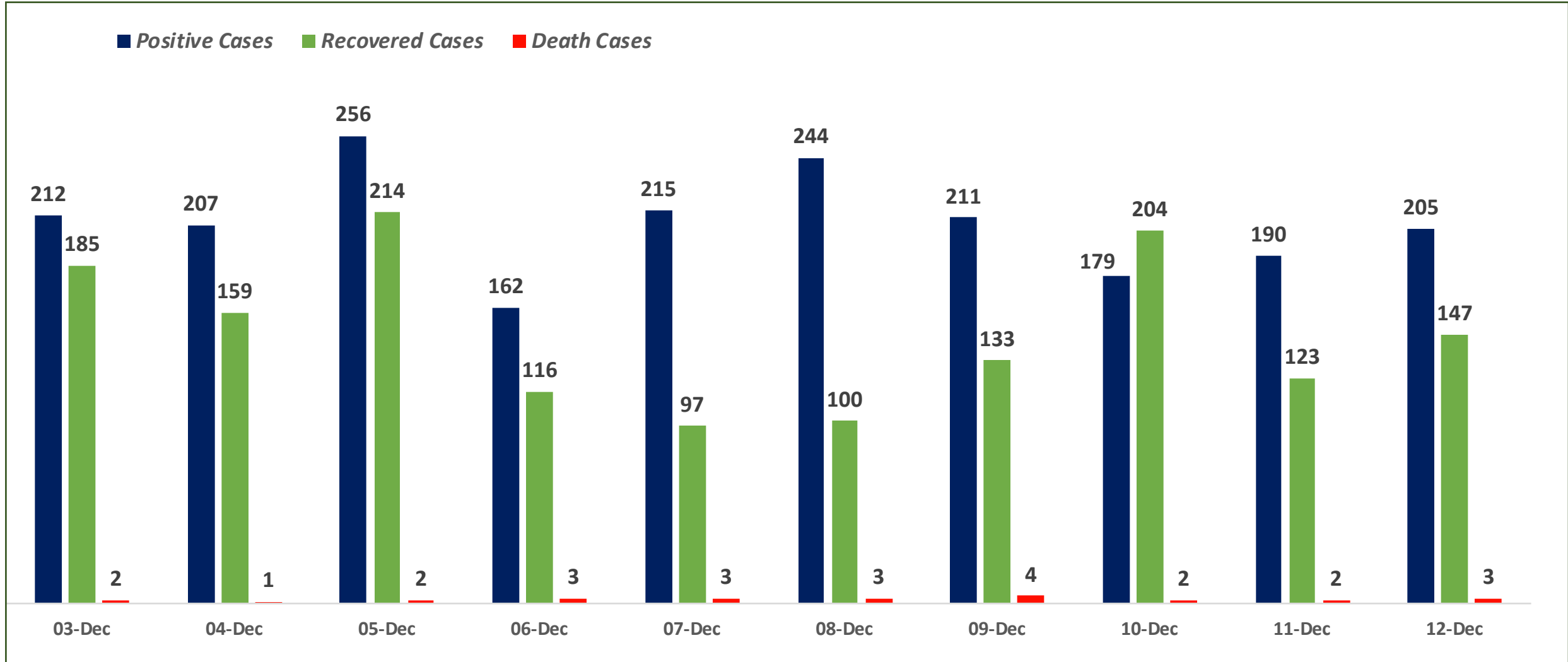


# ZONE WISE AVERAGE POSITIVITY TREND FOR LAST WEEK





# SNAPSHOT OF POSITIVE, RECOVERED AND DEATH CASES OVER LAST 10 DAYS ACROSS BBMP ZONES

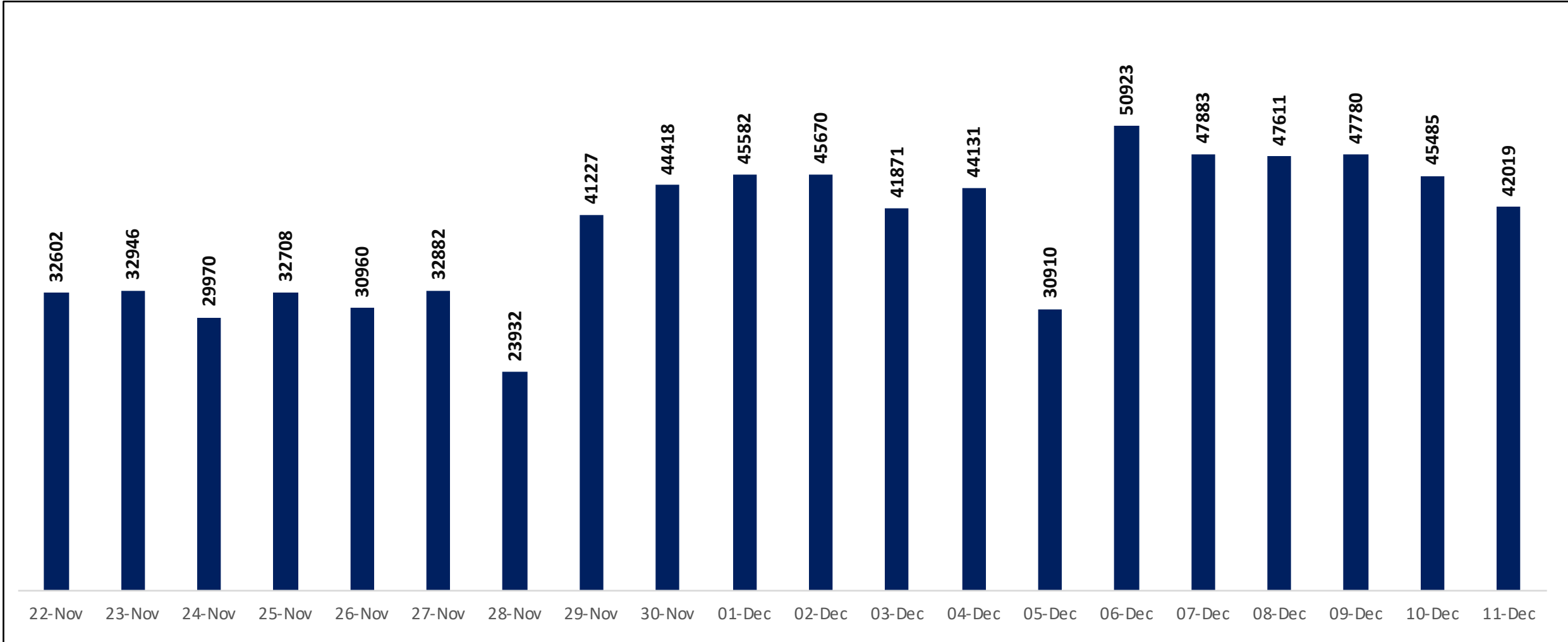




# TESTING TRENDS IN BENGALURU



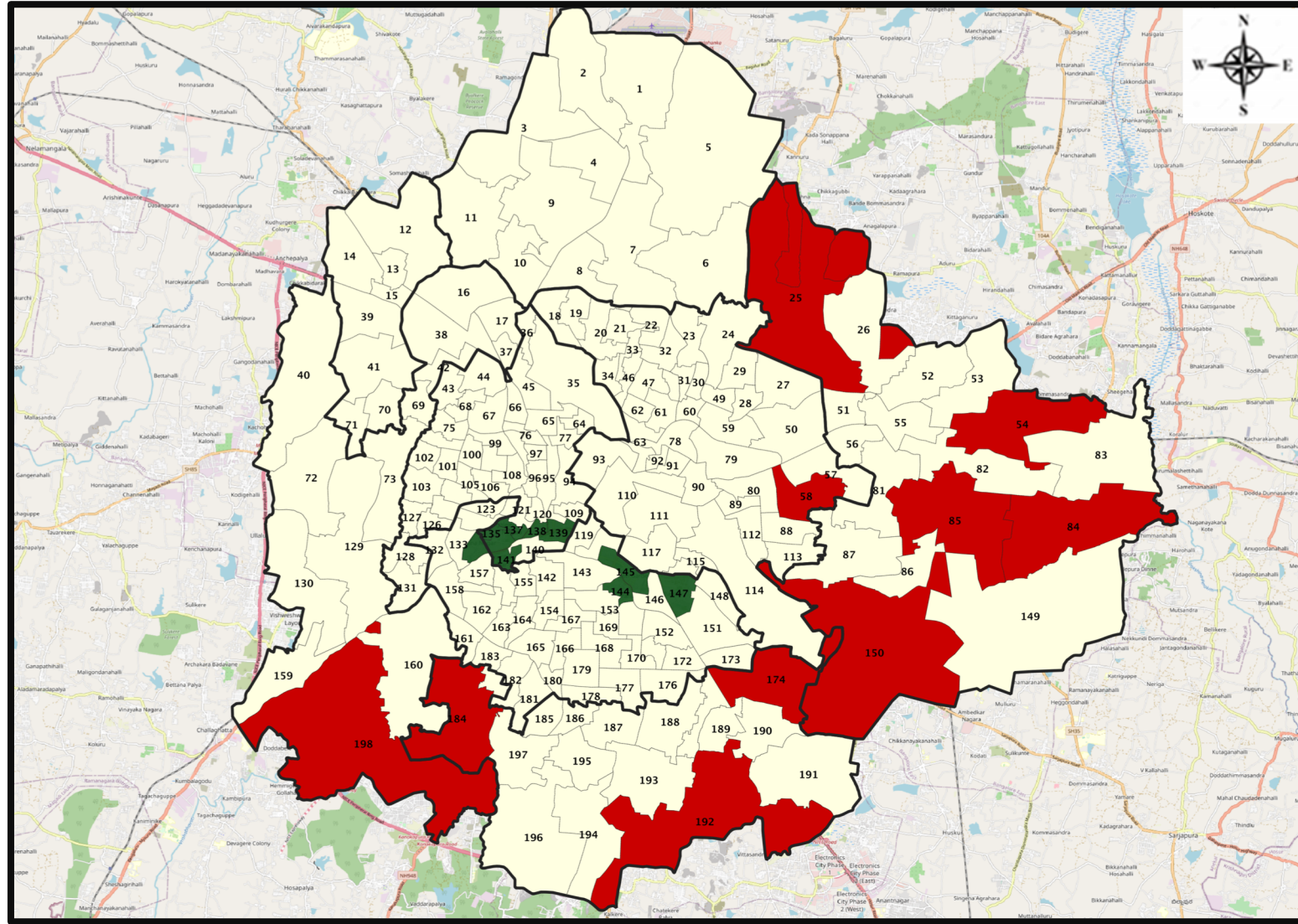
Total Test Conducted Till Date	Test Conducted Last 24 hours
2,31,22,390	42,019







# BENGALURU URBAN MAP SHOWING TREND OF POSITIVE CASES IN LAST 10 DAYS



## Top 10 wards reporting highest number of positive cases in last 10 days

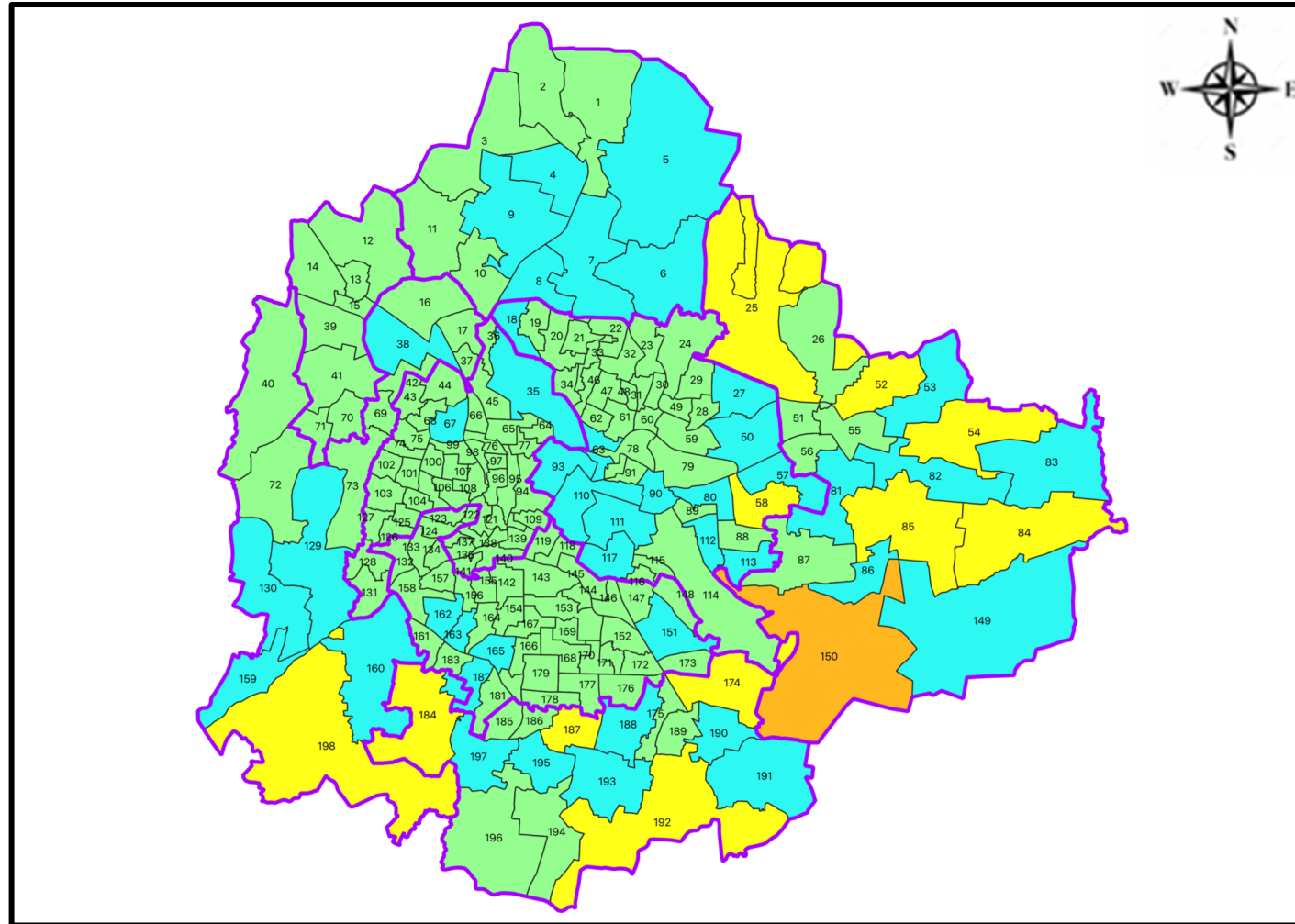
Ward No.	Ward Name	Daily Cases Average
150	Bellanduru	8
25	Horamavu	5
192	Begur	5
174	HSR Layout	5
84	Hagadur	4
85	Dodda Nekkundi	4
58	New Tippasandra	3
198	Hemmigepura	3
54	Hudi	3
184	Uttarahalli	3







## Top 10 wards reporting least number of positive cases in last 10 days

Ward No.	Ward Name	Daily Cases Average
147	Adugodi	0
145	Hombegowda Nagar	0
144	Siddapura	0
141	Azad Nagar	0
139	K R Market	0
138	Chalavadipalya	0
137	Rayapura	0
136	Jagajivanram Nagar	0
135	Padarayanapura	0
134	Bapuji Nagar	0



# BENGALURU MAP SHOWING INTENSITY OF POSITIVE CASES IN LAST 10 DAYS



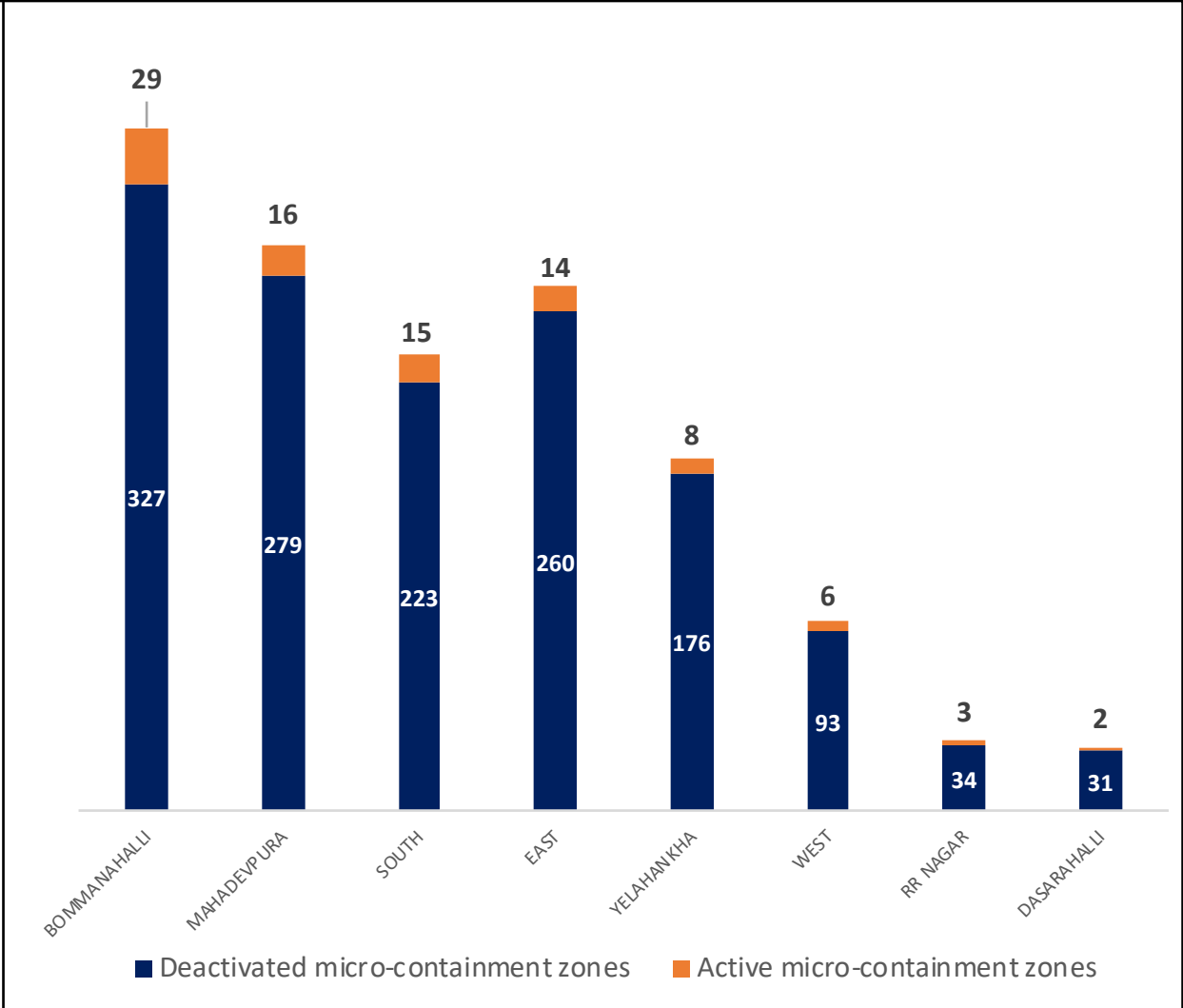
-  **Level 1 : 0 to 10 Cases**
-  **Level 2 : 10 to 25 Cases**
-  **Level 3 : 25 to 50 Cases**
-  **Level 4 : 50 to 100 Cases**
-  **Level 5 : Above 100 Cases**
-  **Zone Boundaries**



# CONTAINMENT ZONE DETAILS



ZONE	TOTAL DECLARED	TOTAL DEACTIVATED	TOTAL ACTIVE
BOMMANAHALLI	356	327	29
MAHADEVPURA	295	279	16
SOUTH	238	223	15
EAST	274	260	14
YELAHANKHA	184	176	8
WEST	99	93	6
RR NAGAR	37	34	3
DASARAHALLI	33	31	2
<b>TOTAL</b>	<b>1516</b>	<b>1423</b>	<b>93</b>





# COVID BED STATUS AS ON 12.12.2021

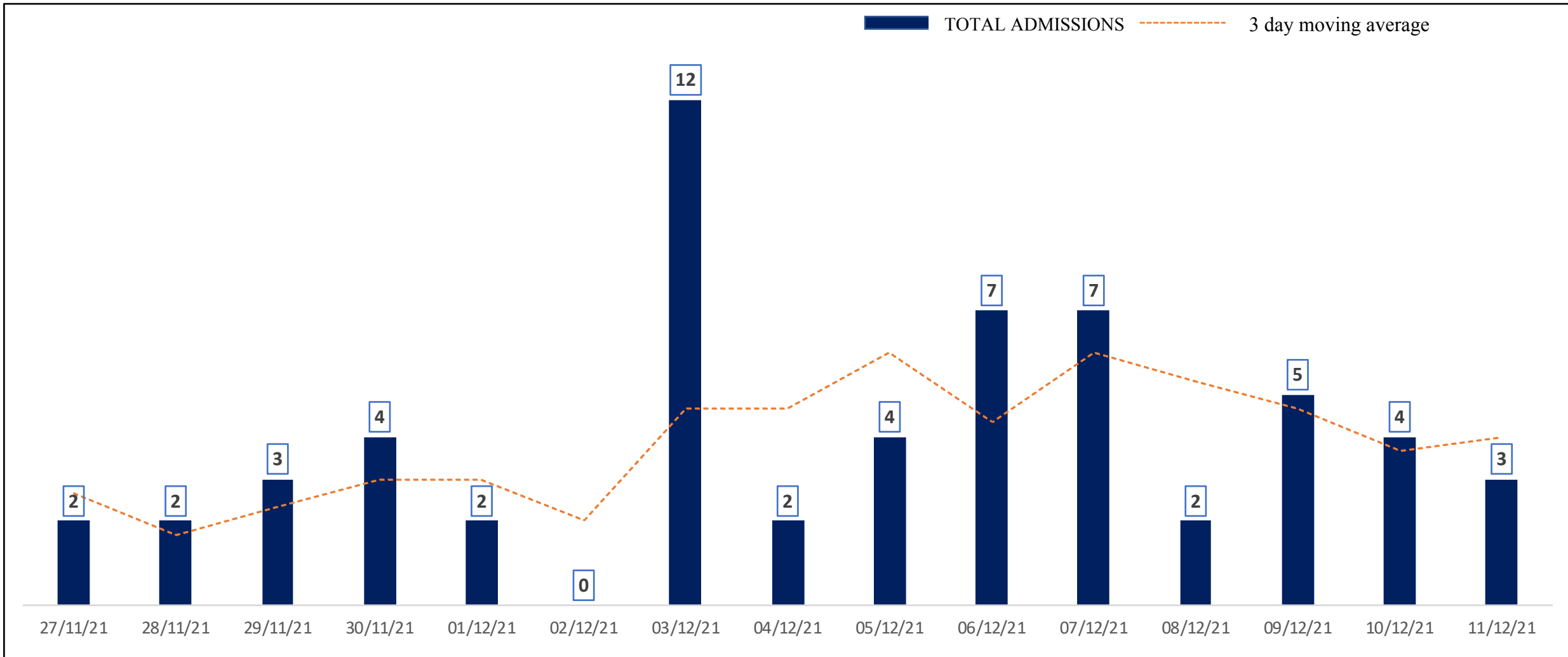


SR. NO.	Facility Type	No. of Hospital	Total Allocated Beds for C+ Patients					Occupied Beds for C+ Patients					Net Available Beds for C+ Patients				
			Gen Beds	HDU	ICU Beds	ICU-V	Total	Gen Beds	HDU	ICU Beds	ICU-V	Total	Gen Beds	HDU	ICU Beds	ICU-V	Total
1	Government Medical Colleges	4	20	621	53	76	770	1	13	6	0	20	19	608	47	76	750
2	Government Hospitals	16	664	210	65	127	1,066	2	4	3	2	11	662	206	62	125	1,055
3	Covid Care Centres	2	90					10					80				
<b>Total Beds</b>		<b>22</b>	<b>774</b>	<b>831</b>	<b>118</b>	<b>203</b>	<b>1,926</b>	<b>13</b>	<b>17</b>	<b>9</b>	<b>2</b>	<b>41</b>	<b>761</b>	<b>814</b>	<b>109</b>	<b>201</b>	<b>1,885</b>

\* Status as on 12.12.2021 – 6:30 PM



# HOSPITAL & CCC ADMISSIONS LAST 15 DAYS TREND



\* Only Government Quota Admissions through CHBMS considered

\* Only Fresh Admissions considered

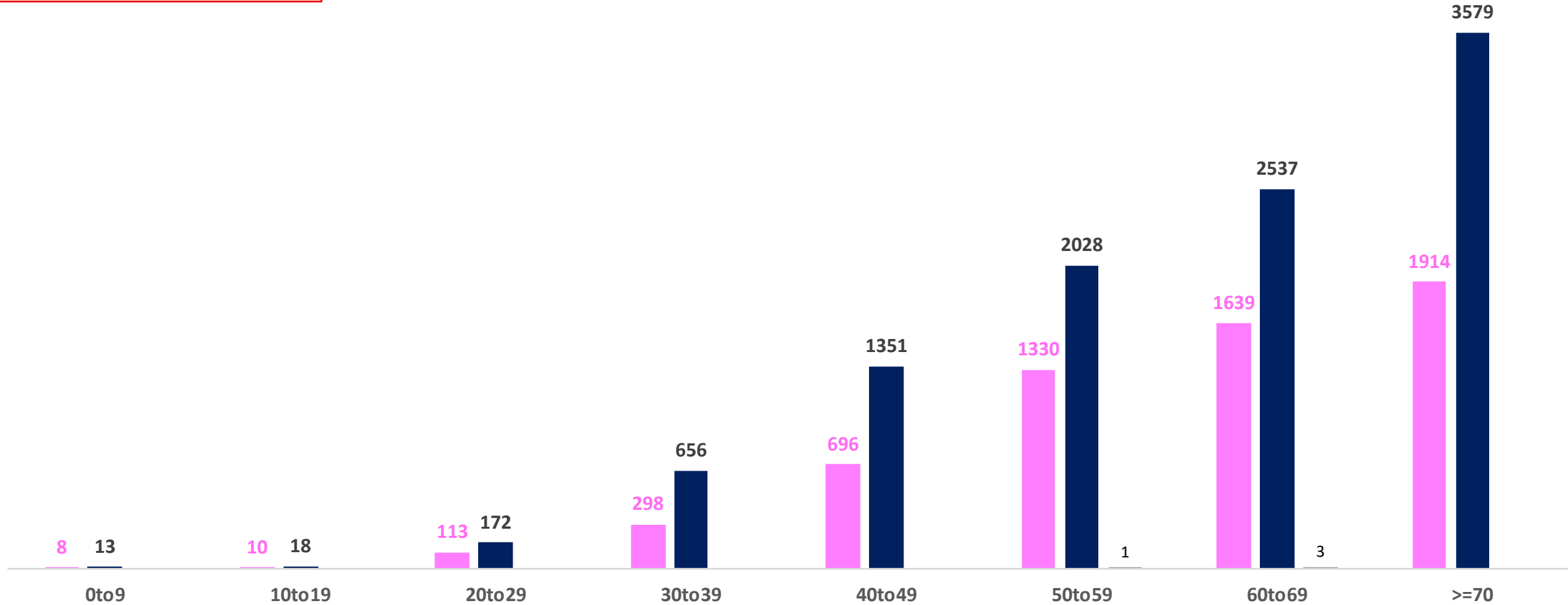


# AGE AND GENDER WISE DISTRIBUTION OF DEATH CASES



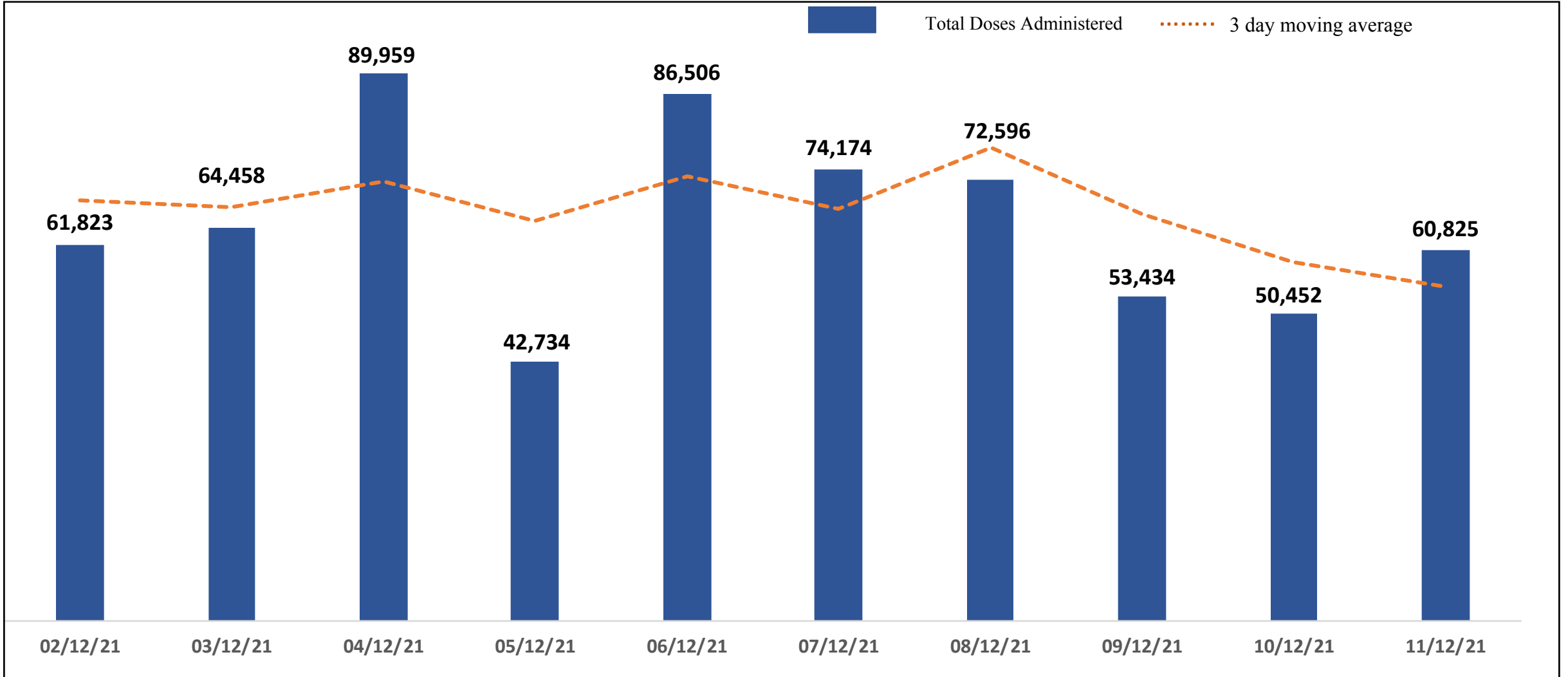
**Death Cases: 16,366**

Female Male Transgender





# TOTAL VACCINE DOSES ADMINISTERED IN LAST 10 DAYS

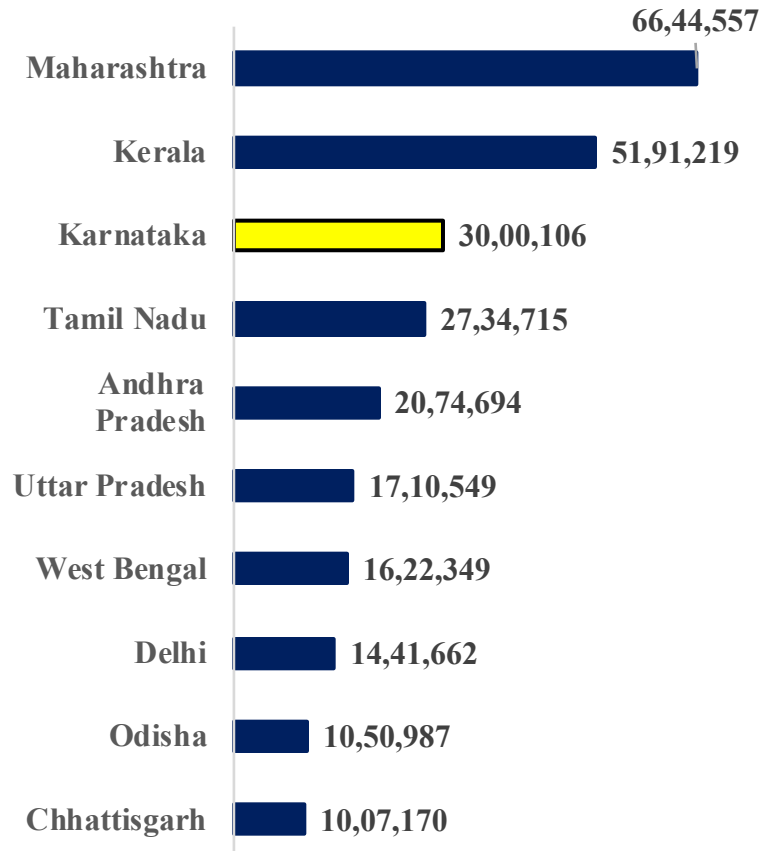




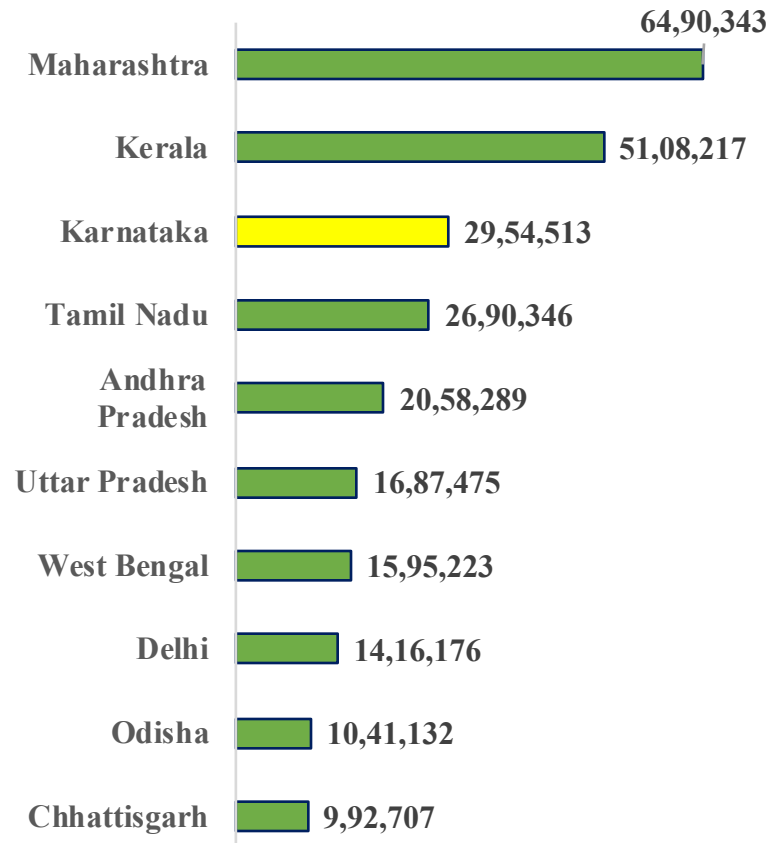
# TOP 10 COVID19 AFFECTED INDIAN STATES



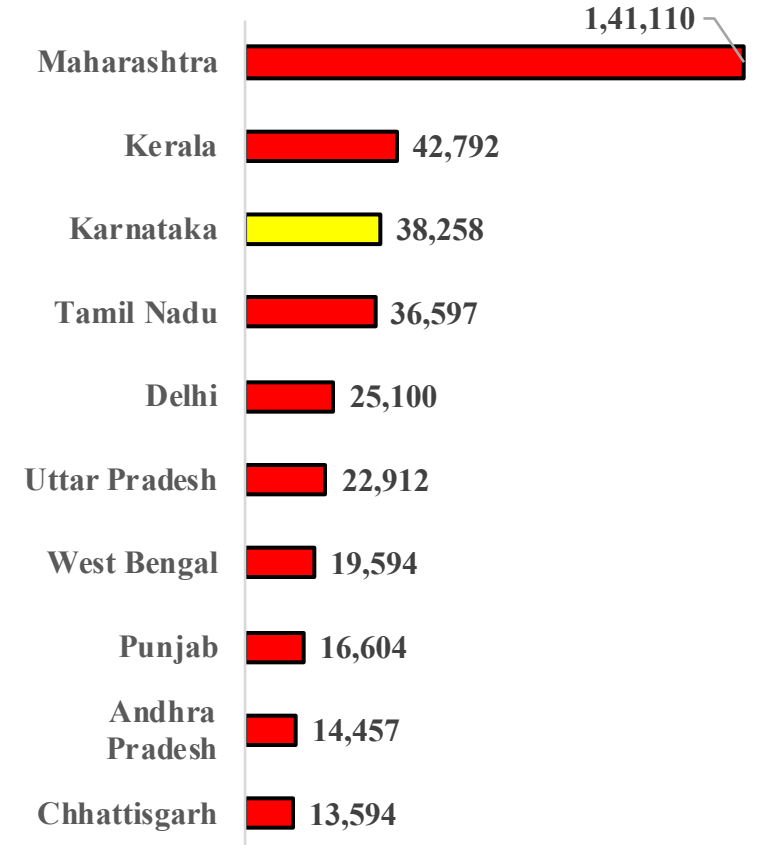
## Total Positive Cases



## Total Recovered Cases



## Total Death Cases

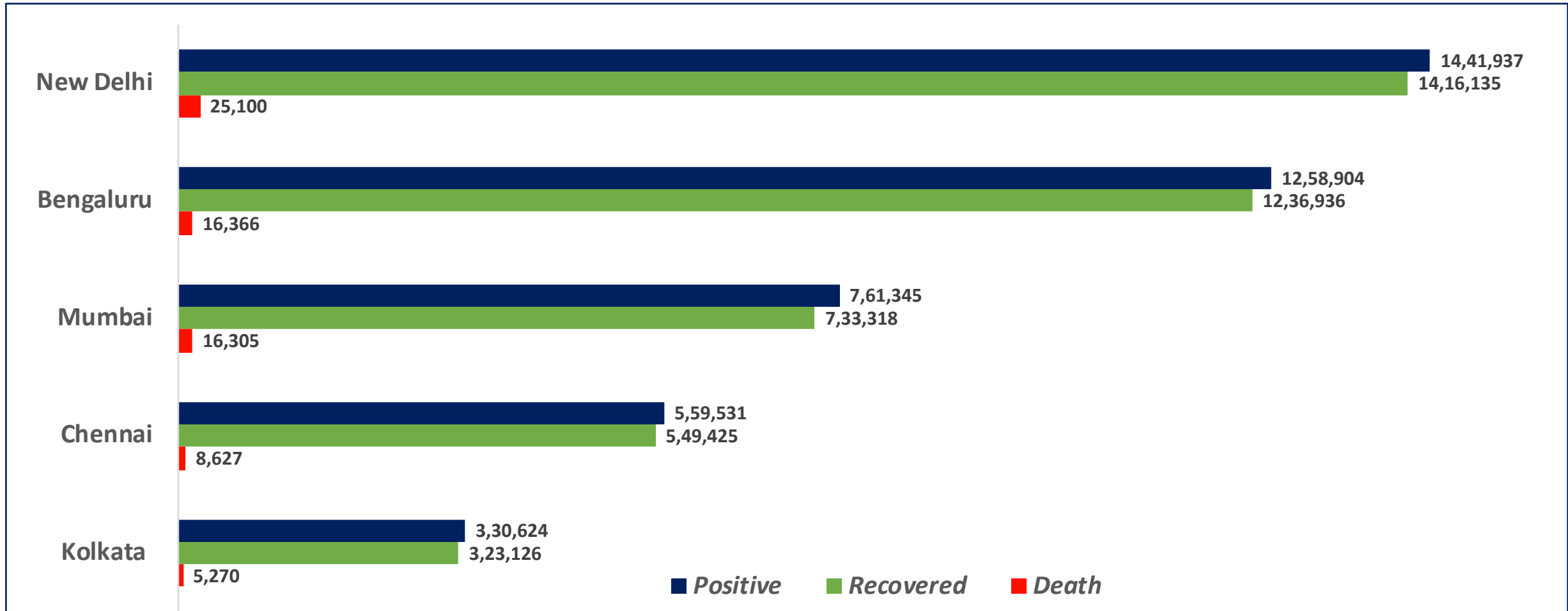


Source : <https://www.covid19tracker.in/> / at 5:15 pm (12.12.2021)





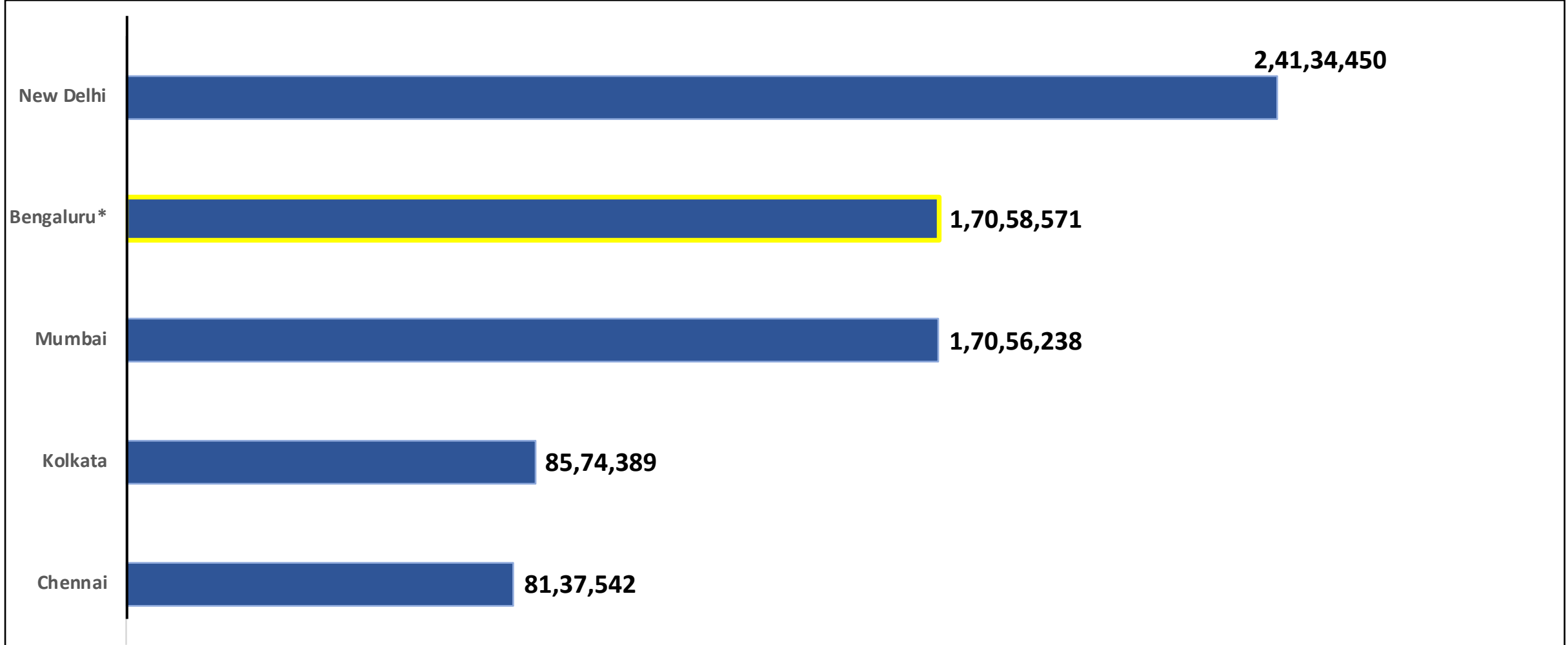
# BENGALURU AND OTHER METROPOLITAN CITIES



Source : <https://www.covid19tracker.in/> at 5:15 pm (12.12.2021)



# VACCINE DOSES ADMINISTERED IN BENGALURU AND OTHER METROPOLITAN CITIES



Source : <https://dashboard.cowin.gov.in/> at 5:15 pm (12.12.2021)

\*includes BBMP & Bengaluru Urban



# SNAPSHOT OF COVID-19 CASES IN BENGALURU URBAN



**Total Wards With  
<=10 Cases\* :  
143**

**Tests Conducted  
On 11.12.2021:  
42,019**

**Recovery  
Rate:  
98.25%**

**Total  
Active Cases :  
5,602**

**Total Vaccinated on  
11.12.2021:  
60,825**

**Positivity  
Rate\* :  
0.45%**

**Active  
Rate:  
0.44%**

**Case  
Fatality Rate\* :  
1.42%**



\*Total positive cases In the past 10 days

\*CFR and positivity is for Past 7 days



ಬೃಹತ್ ಬೆಂಗಳೂರು ಮಹಾನಗರ ಪಾಲಿಕೆ  
Bruhat Bengaluru Mahanagara Palike

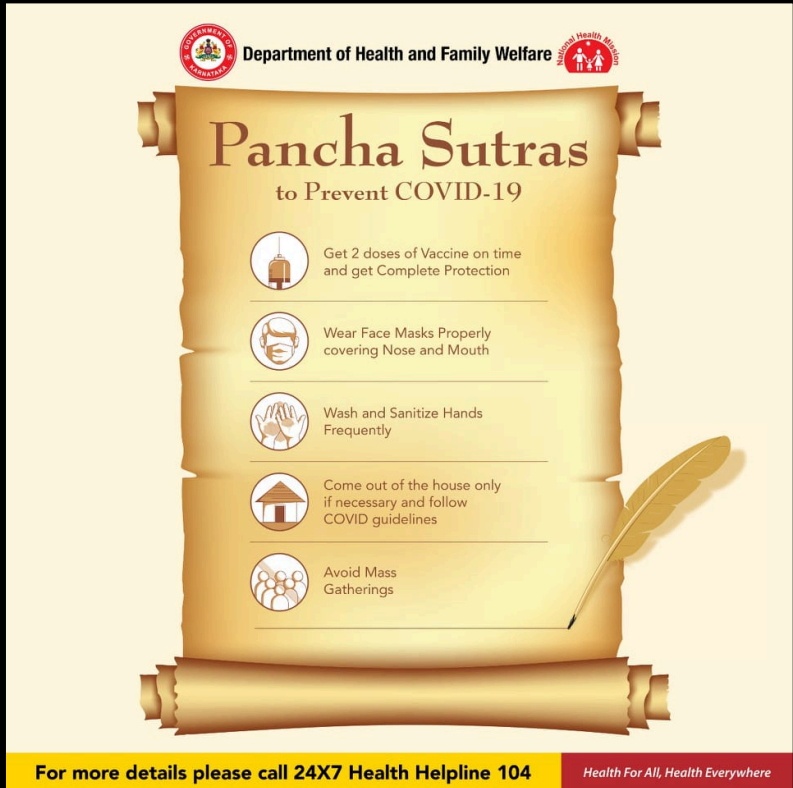


<b>Download BBMP Bulletin</b>	<a href="https://apps.bbmpgov.in/covid19/mediabulletin.php">https://apps.bbmpgov.in/covid19/mediabulletin.php</a>
<b>For BBMPCovid19 Bed Status:</b>	<a href="https://apps.bbmpgov.in/covid19/en/Bedstatus.php">https://apps.bbmpgov.in/covid19/en/Bedstatus.php</a>
<b>To register for vaccination :</b>	<a href="https://selfregistration.cowin.gov.in/">https://selfregistration.cowin.gov.in/</a>
<b>BBMP COVID19 Dashboard:</b>	<a href="https://apps.bbmpgov.in/covid19/">https://apps.bbmpgov.in/covid19/</a>
<b>Follow us on:</b>	 <a href="http://www.facebook.com/bbmp.comm1/">www.facebook.com/bbmp.comm1/</a>
	 <a href="https://twitter.com/BBMPCOMM">twitter.com/BBMPCOMM</a>

Issued by:

Honorable Chief Commissioner, BBMP  
Special Commissioner Health & IT, BBMP  
MD, Bengaluru Smart City Limited

THANK YOU !



Department of Health and Family Welfare

**Pancha Sutras**  
to Prevent COVID-19

- Get 2 doses of Vaccine on time and get Complete Protection
- Wear Face Masks Properly covering Nose and Mouth
- Wash and Sanitize Hands Frequently
- Come out of the house only if necessary and follow COVID guidelines
- Avoid Mass Gatherings

For more details please call 24X7 Health Helpline 104 Health For All, Health Everywhere

